

FACTSHEET

FTSE KLD GLOBAL CLIMATE 100



FTSE KLD Global Climate 100 Index

The FTSE KLD Global Climate 100 Index promotes investment in 100 public companies that are leaders in mitigating immediate and long-term causes of climate change. KLD, in partnership with Global Energy Network Institute (GENI), created the GC100 in response to growing demand from institutions and individuals for investment strategies that address global climate change.

Index Construction

The Global Climate 100 Index includes 100 global companies that will provide near-term solutions to global warming while offsetting the longer-term impacts of climate change through renewable energy, alternative fuels, clean technology and efficiency.

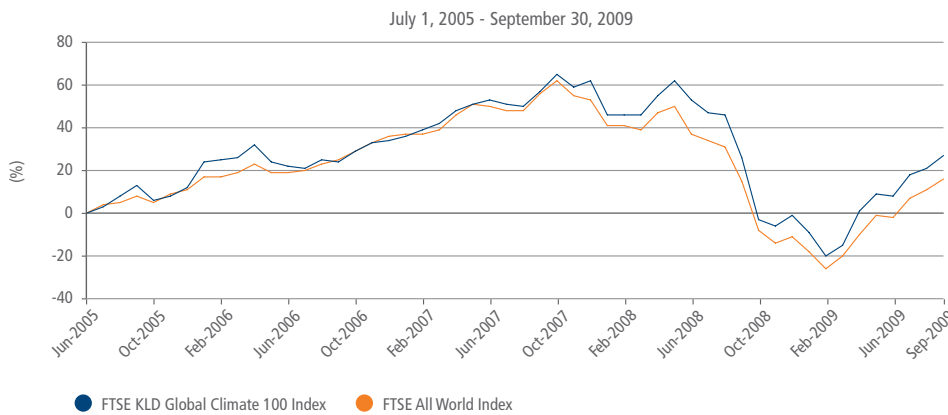
Constituents are selected from the global universe of companies for their involvement in the following themes: **Renewable Energies, Future Fuels, and Clean Technology & Efficiency.** In addition to activities in these areas, KLD evaluates each company's eligibility for the Index based upon its specific climate-related efforts, market influence, geographic distribution, and offsetting negative climate impacts. The leading companies in each category are included on the Index.

The Index seeks companies representing a range of corporate responses to climate change, including large-, mid-, and small-cap companies from energy and utilities to industrials and consumer products sectors. As a result, the Index is more broadly diversified than a traditional energy sector index.

Equal Weighted

The GC100 allocates a 1% weight to each of the 100 constituents to provide higher exposure to small-cap companies and lower exposure to large-cap companies than a cap-weighted index. The weights will vary between quarterly rebalancing, depending on market conditions.

4-YEAR PERFORMANCE CHART (USD TOTAL RETURN)



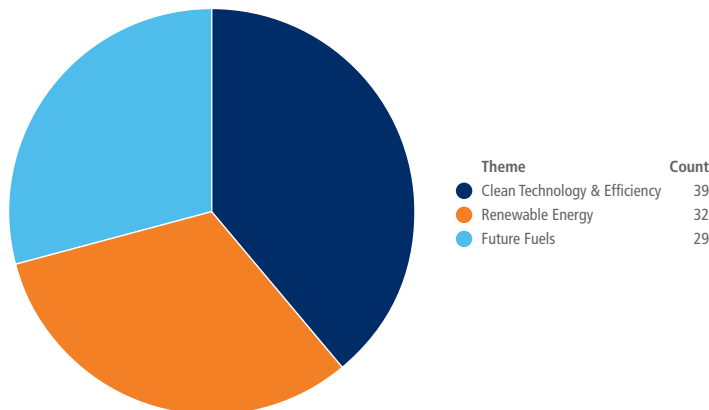
Source: FTSE Group and FactSet, data as of 30 September 2009

ABOUT KLD RESEARCH & ANALYTICS

KLD Indexes is a unit of KLD Research & Analytics, Inc., a leading provider of environmental, social and governance (ESG) research for institutional investors and money managers. KLD develops and manages benchmark, strategy and custom indexes that integrate ESG criteria in the selection process.

KLD's indexes are designed to be transparent, representative and investable. Investors license them for investment products, performance benchmarking and asset allocation. KLD created the first index for sustainable and responsible investors in 1990. Today, its indexes are distributed under the FTSE KLD name in cooperation with FTSE, a global leader in the creation and management of equity, bond, alternative asset class and responsible investment indexes. The suite of KLD indexes is calculated by, and licensed through, FTSE.

BREAKDOWN OF CONSTITUENTS



TOTAL RETURNS

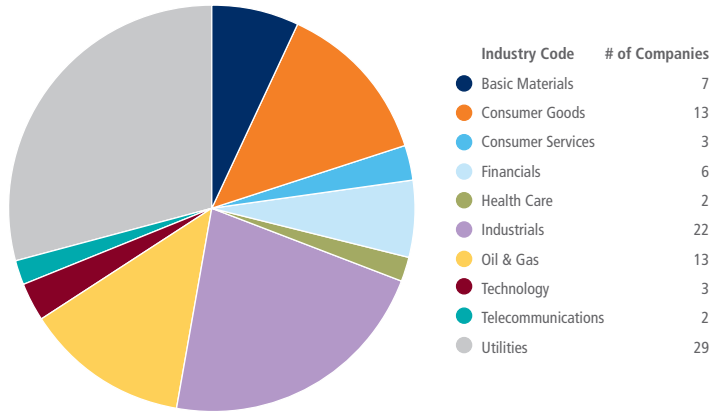
	Month	Q1	YTD	1 Year	3 Year	5 Year	10 Year	Since Inception
GC100	4.47	16.97	27.67	0.84	0.57	N/A	N/A	5.71
FTSE All World	4.62	18.20	30.14	1.22	-2.27	5.55	N/A	3.62

Source: FTSE Group and FactSet, data as of 30 September 2009

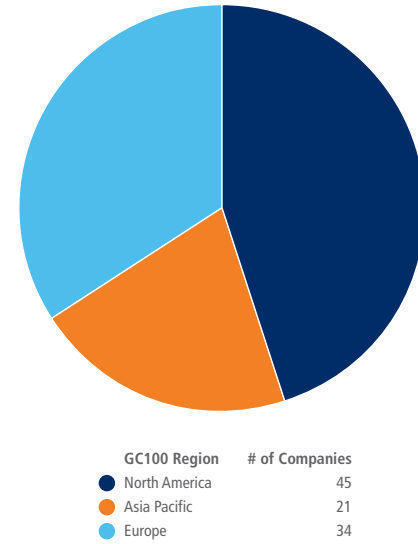
RISK ANALYSIS

	FTSE KLD Global Climate 100 Index	FTSE All World Index
Beta	1.08	1.00
R-Square	90.10	100.00
Tracking Error	7.20	0.00
Sharpe Ratio	0.12	0.03
Anlzd Return	5.71	3.62
Anlzd StdDev	22.31	19.57

ICB INDUSTRY BREAKDOWN



REGIONAL BREAKDOWN



10 CONSTITUENTS

Company	Theme	ICB Industry	Country
BorgWarner, Inc.	Clean Technology & Efficiency	Consumer Goods	US
British Land Co. PLC	Clean Technology & Efficiency	Financials	UK
EDP Renovaveis S/A	Renewable Energies	Utilities	Portugal
Energy Conversion Devices Inc.	Future Fuels	Oil and Gas	US
General Electric Co.	Renewable Energies	Industrials	US
Novozymes A/S	Future Fuels	Healthcare	Denmark
Q-Cells S.E.	Renewable Energies	Oil & Gas	Germany
Red Electrica Corp. S.A.	Clean Technology & Efficiency	Utilities	Spain
Sharp Corp.	Renewable Energies	Consumer Goods	Japan
Singapore Airlines Ltd.	Clean Technology & Efficiency	Consumer Services	Singapore

Source: FTSE Group and FactSet, data as of 30 September 2009

© FTSE International Limited ("FTSE") 2009. All rights reserved. The FTSE KLD Global Climate 100 Index is calculated by FTSE. All rights in the Index vest in FTSE and KLD Research & Analytics, Inc. "FTSE®" is a trade mark of the London Stock Exchange Plc and the Financial Times Limited and is used by FTSE under licence. "KLD" is a trade mark of KLD Research & Analytics, Inc. and are used by FTSE under licence. All information is provided for information purposes only and no responsibility or liability can be accepted by FTSE or KLD for any errors or for any loss from use of this publication. No part of this publication may be reproduced, stored in a retrieval system or transmitted by any other form or means whether electronic, mechanical, photocopying, recording or otherwise without the prior written consent of FTSE. Distribution of FTSE index values and the use of FTSE indices to create financial products requires a licence from FTSE and/or its licensors. The Industry Classification Benchmark ("ICB") is jointly owned by FTSE and Dow Jones. FTSE and Dow Jones do not accept liability to any person for any loss or damage arising out of any error or omission in the ICB.

FOR FURTHER INFORMATION VISIT WWW.FTSE.COM, EMAIL INFO@FTSE.COM OR CALL YOUR LOCAL FTSE OFFICE:
 BOSTON +1 888 747 FTSE (3873) CHINA (NORTH) 10800 852 1727 CHINA (SOUTH) 10800 152 1727
 FRANKFURT +49 (0) 69 156 85 144 HONG KONG +852 2230 5800 LONDON +44 (0) 20 7866 1810
 MADRID +34 91 411 3787 MALAYSIA 1800 812 116 MILAN +39 02 72426 641 NEW YORK +1 888 747 FTSE (3873)
 PARIS +33 (0) 1 53 76 82 88 SAN FRANCISCO +1 888 747 FTSE (3873) SINGAPORE 800 8523 654
 SYDNEY 1800 653 680 TAIWAN 0080 185 6152 THAILAND 001 800 852 5111 TOKYO +81 3 3581 2811

